

**Patient ID:**

**AB12QB34 (M)**

**Clinic ID:** 46-1-100

**Test Date:** MM.DD.YYYY

**Test Time:** 9:25 am

**D.O.B.:** MM.DD.YYYY

**Age:** 7 yrs 11 mo

**Test #:** 1

**BMI:** 16.7

**Medications**

None specified

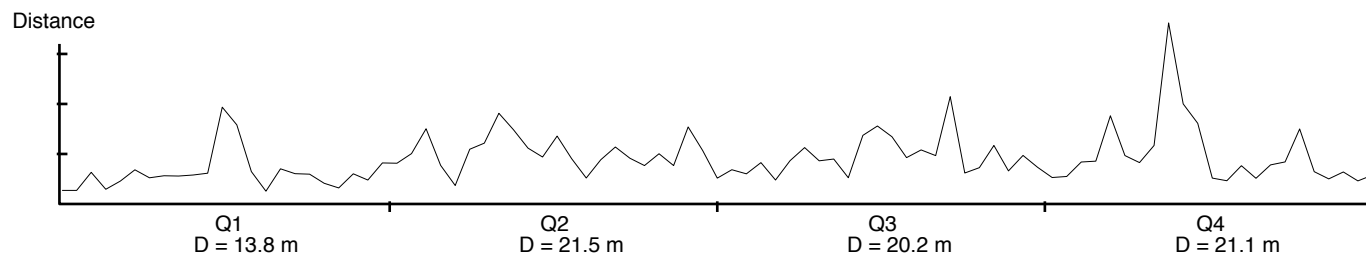
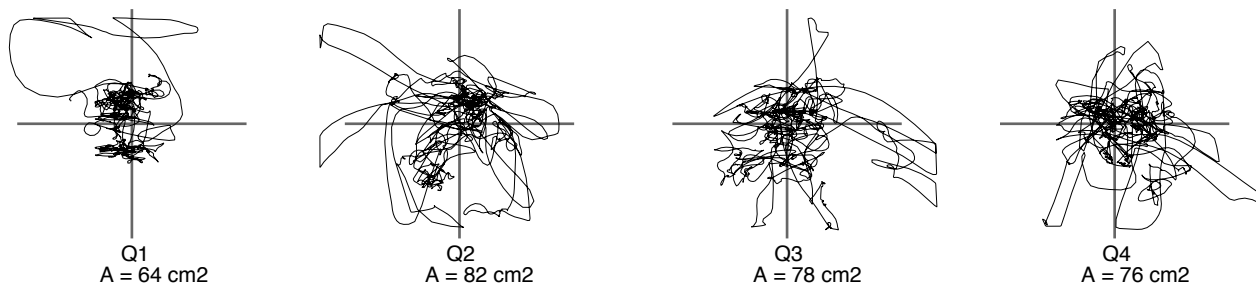
**Test Notes**

No information

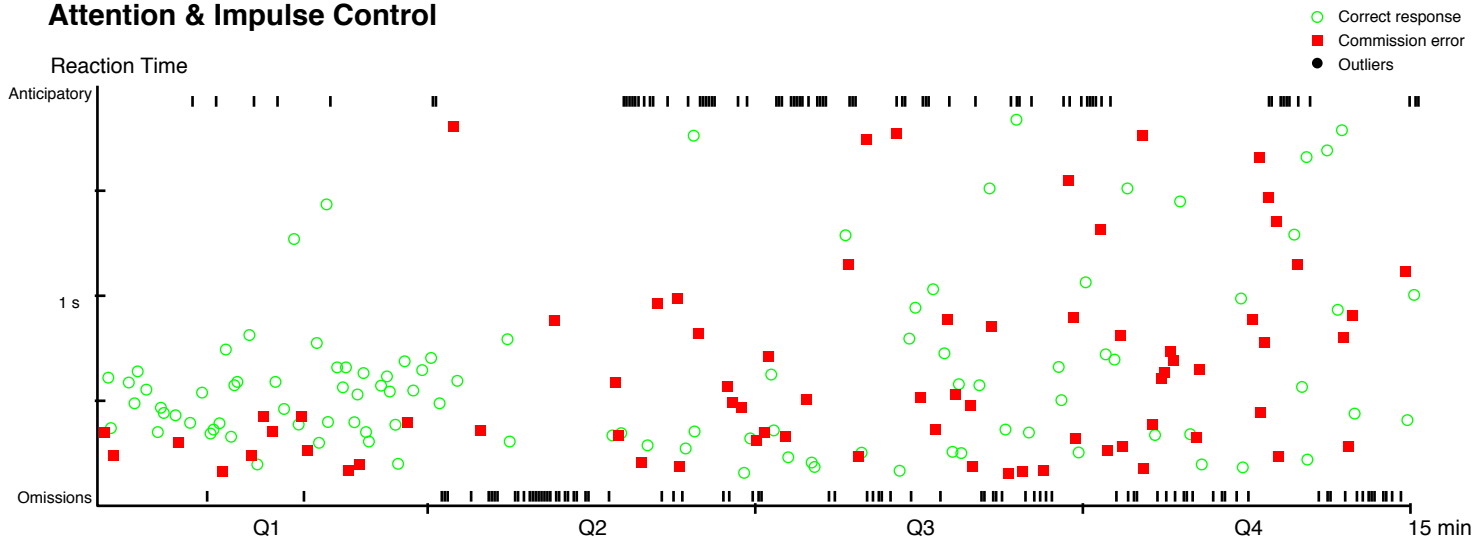
**Diagnosis**

314.01/F90.0 ADHD Comb Type

**Activity**



**Attention & Impulse Control**



Outliers = 0

**Activity Measures**

	Measure	-3	0	+3	Q-score	Percentile
<b>Time Active</b>	95 %			♦	1.9	97
<b>Distance</b>	76.7 m			♦	3.0	99
<b>Area</b>	271 cm <sup>2</sup>			♦+	3.2	99
<b>Microevents</b>	28900			♦	2.9	99
<b>Motion simpl.</b>	53.6 %			♦	1.1	86

**Attention & Impulse Control Measures**

	Measure	-3	0	+3	Q-score	Percentile
<b>Attention</b>	<b>ReactionTime Var</b>			♦+	4.1	99
	<b>Omission Error</b>			♦	2.3	99
	<b>Reaction Time</b>			♦	1.8	96
	<b>Normalized Var</b>			♦+	3.9	99
<b>Impulse</b>	<b>Commission</b>			♦	1.5	93
	<b>Anticipatory</b>			♦	1.7	96
	<b>MultiResponse Error rate</b>			♦	2.4	99
				♦	2.5	99

**Patient ID:**  
**AB12QB34**

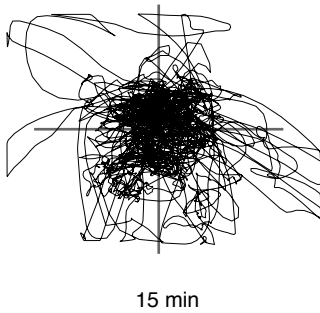
**Test 1:** MM.DD.YYYY at 9:25 am (7 yrs 11 mo)  
**Medications:** None specified

**Date of Birth:** MM.DD.YYYY (M)  
**Clinic ID:** 46-1-100

The QbTest results below provide an objective view of your ability to regulate activity, attention and impulsivity. Your test scores are compared with those of boys of your age (a control group\*).

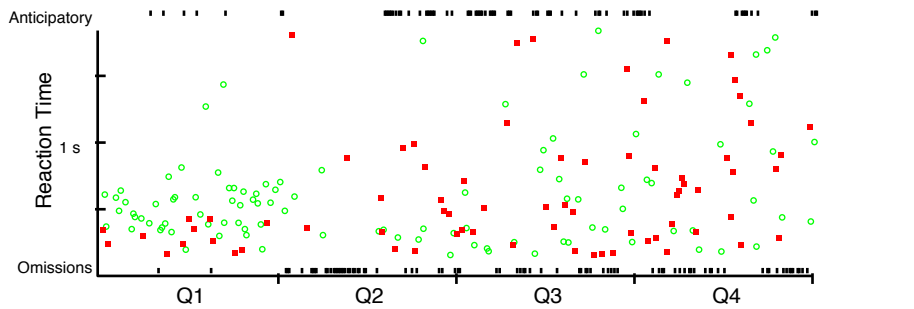
**Your QbTest results from MM.DD.YYYY at 9:25 am**

**Activity**



Your test result, expressed as QbActivity, was 2.6 . In the control group\*, 99% were less active than you were during the test.

**Attention & Impulsivity**

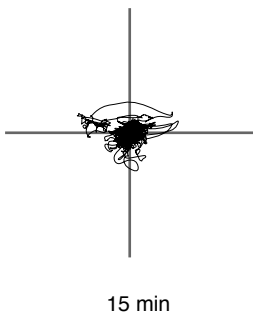


Your test result, expressed as QbInattention, was 4.1. In the control group\*, 99% were more attentive than you were during the test.

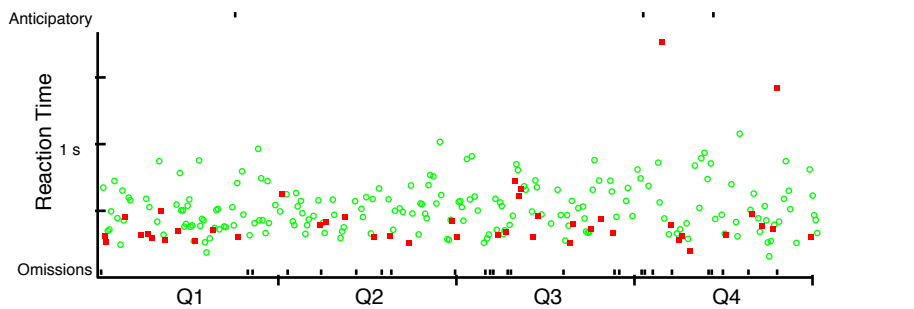
The test result, expressed as QbImpulsivity, was 1.7. In the control group\*, 96% were less impulsive than you were during the test.

**Examples from the control group: boys 8 year**

**Activity**



**Attention & Impulsivity**



The graphs above show examples of QbTest results in the areas of activity, inattention and impulsivity for a 8 year old boy in the control group\*.

\*The control group consists of boys of your age who have completed the QbTest. No one in the control group meets the criteria for ADHD diagnosis.