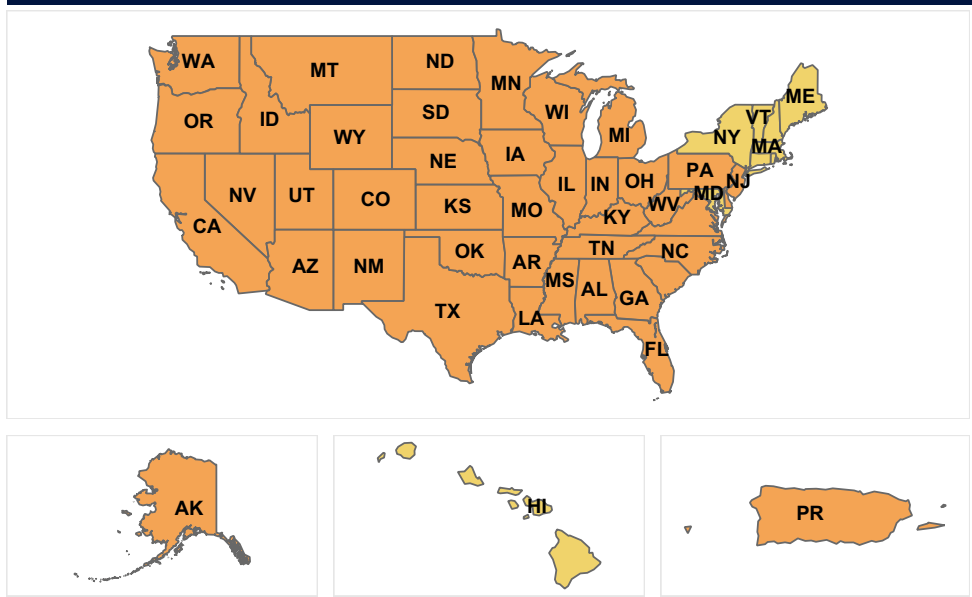


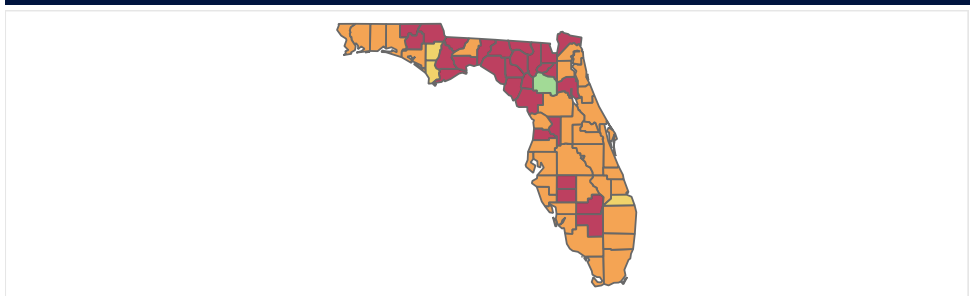
# Florida Child and Adolescent Psychiatrist (CAP) Workforce Distribution Map

Number of Children < 18	Total CAPs	Number of CAPs/100k Children	Average CAP Age	% of Severe Shortage States	% of Severe Shortage or No CAP Counties (Nationwide)
4,182,462	493	12	53	81%	91%

**Practicing Child and Adolescent Psychiatrists per 100,000 Children Age 0-17 by State**  
 Mostly Sufficient Supply (>=47) | High Shortage (18-46)\* | Severe Shortage (1-17)\* | No CAPs

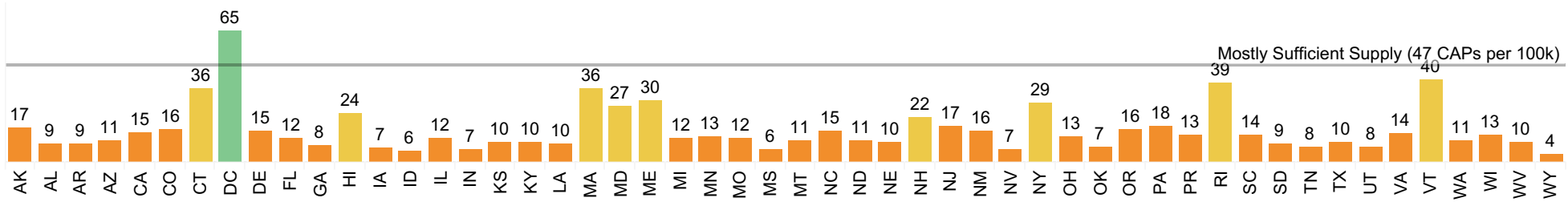


**Practicing Child and Adolescent Psychiatrists per 100,000 Children Age 0-17 by County**  
 Mostly Sufficient Supply (>=47) | High Shortage (18-46)\* | Severe Shortage (1-17)\* | No CAPs



\*Council on Graduate Medical Education. Re-examination of the Academy of Physician Supply made in 1980 by the Graduate Medical Education National Advisory Committee for selected specialties, Bureau of Health Professions in support of activities of the Council on Graduate Medical Education. 1990. Cambridge, ABT Associates.  
 \*Kim WJ, American Academy of Child and Adolescent Psychiatry Task Force on Workforce Needs. Child and adolescent psychiatry workforce: A critical shortage and national challenge. Acad Psychiatry. 2003;27:277-82.  
 ● American Medical Association (AMA) is the source for the raw physician data; statistics, tables or tabulations were prepared by the American Academy of Child and Adolescent Psychiatry (AACAP) using AMA Masterfile data.  
 ● Population Data – US Census Bureau 2019: American Community Survey 5-Year Estimates

**State CAPs per 100,000 Children Age 0-17**



	CAPs	Pop. < 18		CAPs	Pop. < 18
Alachua County, FL	33	47,742	Bradford County, FL	0	5,418
Baker County, FL	0	6,733	Columbia County, FL	0	15,179
Bay County, FL	2	38,949	DeSoto County, FL	0	7,209
Brevard County, FL	11	107,753	Dixie County, FL	0	3,002
Broward County, FL	44	410,180	Franklin County, FL	0	1,898
Calhoun County, FL	1	2,902	Gadsden County, FL	0	10,043
Charlotte County, FL	3	22,216	Gilchrist County, FL	0	3,737
Citrus County, FL	1	21,545	Glades County, FL	0	2,080
Clay County, FL	2	49,705	Hamilton County, FL	0	2,732
Collier County, FL	9	64,594	Hardee County, FL	0	7,111
Duval County, FL	19	212,052	Hendry County, FL	0	10,982
Escambia County, FL	9	65,613	Hernando County, FL	0	34,415
Flagler County, FL	1	18,832	Holmes County, FL	0	3,794
Gulf County, FL	1	2,538	Jackson County, FL	0	8,940
Highlands County, FL	1	17,772	Jefferson County, FL	0	2,307
Hillsborough County, FL	49	319,660	Lafayette County, FL	0	1,899
Indian River County, FL	3	25,295	Levy County, FL	0	7,947
Lake County, FL	3	66,910	Liberty County, FL	0	1,376
Lee County, FL	9	131,552	Madison County, FL	0	3,462
Leon County, FL	4	54,215	Nassau County, FL	0	16,559
Manatee County, FL	5	71,335	Putnam County, FL	0	15,710
Marion County, FL	2	65,983	Sumter County, FL	0	9,090
Martin County, FL	5	26,275	Suwannee County, FL	0	9,571
Miami-Dade County, FL	97	553,263	Taylor County, FL	0	4,321
Monroe County, FL	2	11,455	Union County, FL	0	2,922
Okaloosa County, FL	5	45,251	Wakulla County, FL	0	6,862
Okeechobee County, FL	1	8,882	Washington County, FL	0	4,792
Orange County, FL	39	301,720			
Osceola County, FL	1	86,668			
Palm Beach County, FL	43	281,775			
Pasco County, FL	10	106,798			
Pinellas County, FL	26	158,263			
Polk County, FL	8	152,859			
Santa Rosa County, FL	1	38,600			
Sarasota County, FL	10	60,382			
Seminole County, FL	12	97,626			
St. Johns County, FL	8	53,415			
St. Lucie County, FL	2	62,684			
Volusia County, FL	9	95,179			
Walton County, FL	2	13,933			